



EUCAD 2023 Exhibition

General information and Rules

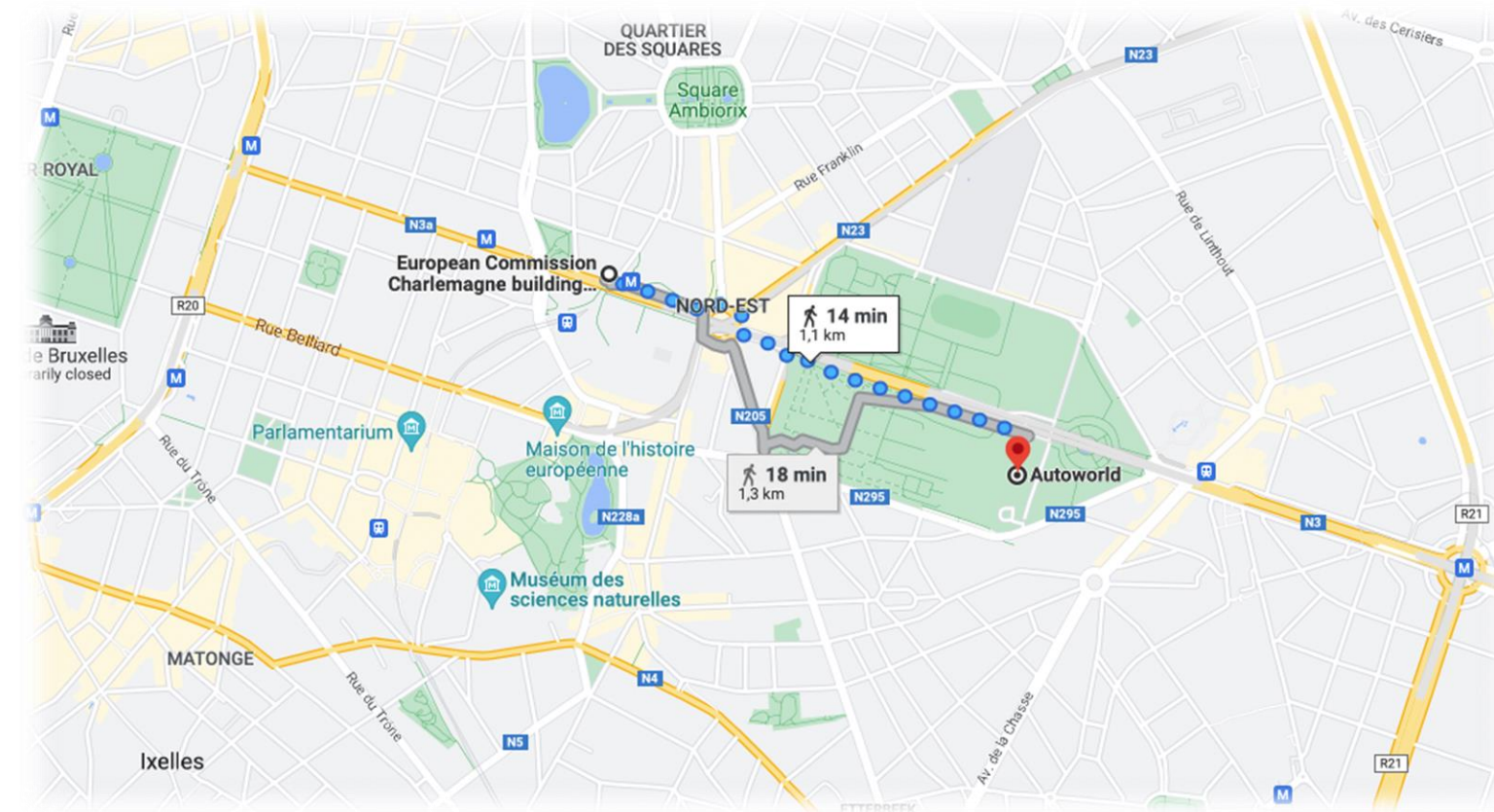


Funded by
the European Union

Practical Information:

- The exhibition is part of the EUCAD conference and the joint EUCAR/EUCAD networking event on 03/05/2023
- To register to the event click [HERE](#)
- The event will start at 18h30 and end at 22h00
- The event will be organised at the Autoworld Museum in Brussels (see next slide)
- Your booth will consist of a table, two chairs (provided by the exhibition's organiser) and a roller poster behind them (to be provided by each project)
- Food/drinks are provided as part of the event
- You are expected to have at least one representative for each project available at the booth for discussions/questions during the event (see rules in the next slides)

Practical Information:



Autoworld

*Parc du Cinquantenaire 11
1000 Brussels, Belgium*

- The map (left) shows the path from the Charlemagne building (main location of the conference) to the Autoworld Museum
- How to get there using public transport [LINK](#)
- How to get there by car [LINK](#)

EU Projects/Groups

• CCAM TECHNOLOGIES

- EVENTS
- AWARE2ALL
- ROADVIEW
- HADRIAN
- SAFE-UP
- SUNRISE
- i4Driving
- SELFY
- AI4CCAM
- AITHENA
- FitDrive

• DEMONSTRATIONS

- ULTIMO
- MODI
- AWARD

• NATIONAL PROJECTS

- InPercept
- NaVEAC
- ADLAW
- BORGGO 4.0
- FMCI

• PDI

- IN2CCAM
- CONDUCTOR
- PoDIUM
- C-Roads Platform
- ESRIUM
- 5G-Blueprint
- 5G-MOBIX

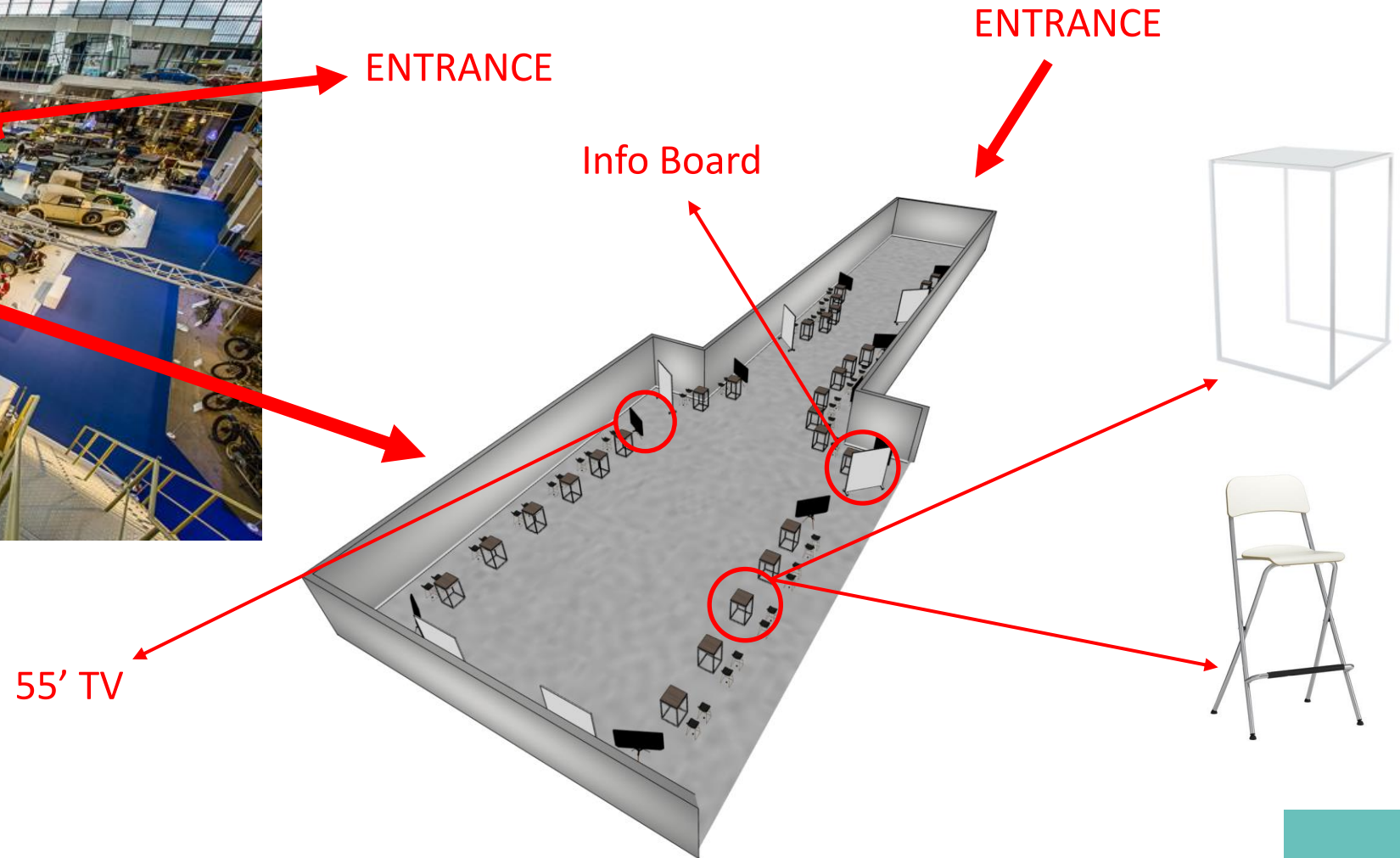
• SOCIETAL ISSUES

- SINFONICA
- MOVE2CCAM

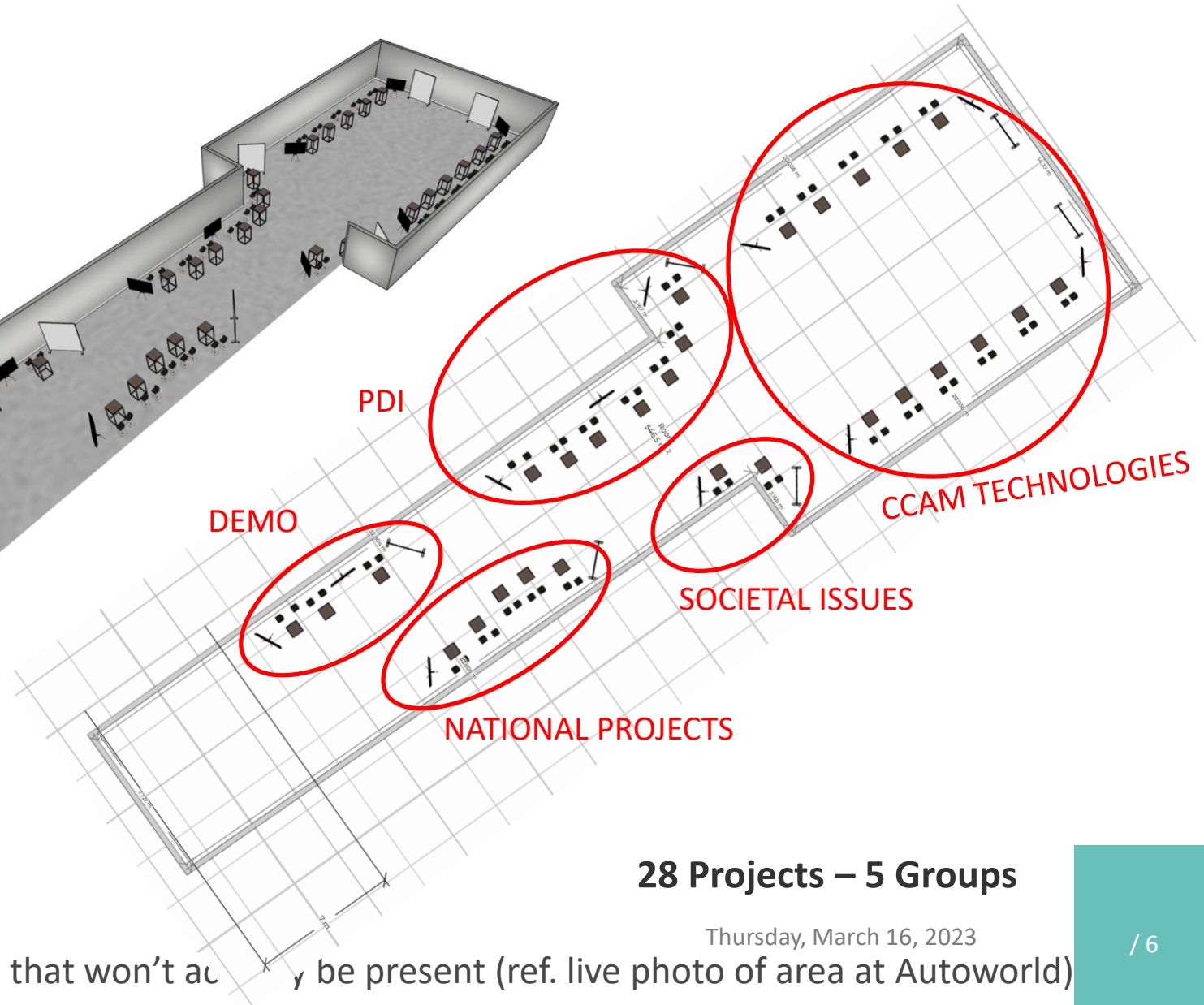

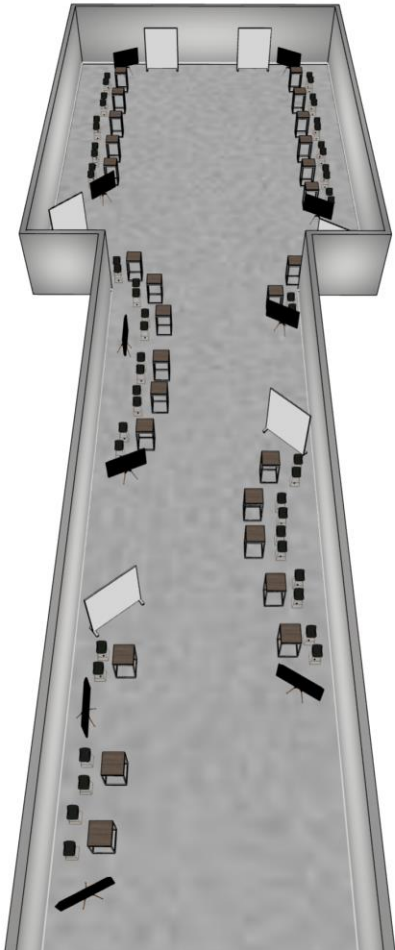
28 Projects – 5 Groups



Draft 3D sketch plan (not final – just for information)



Draft 3D sketch plan (not final – just for information)

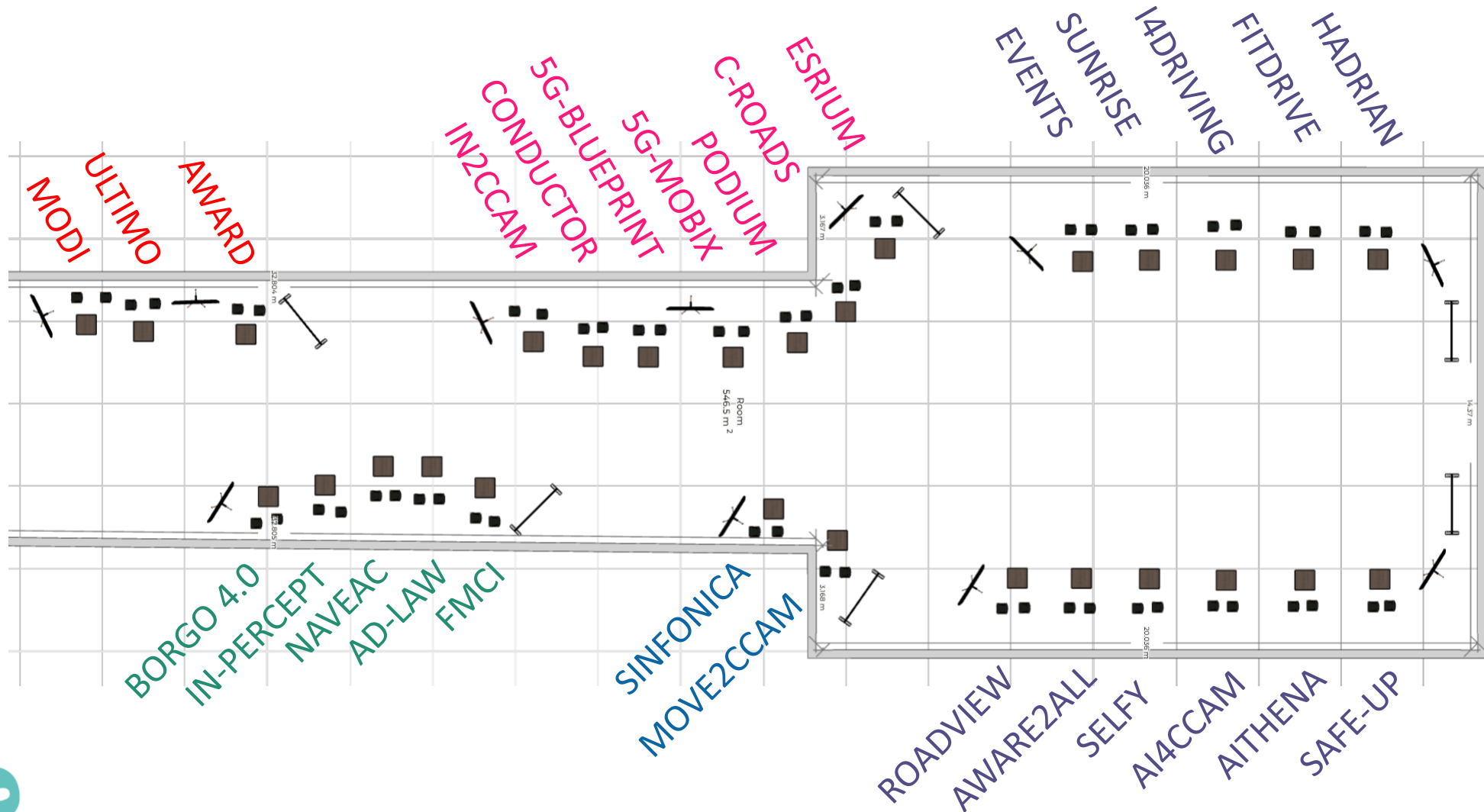


* The 3D sketch includes walls that won't actually be present (ref. live photo of area at Autoworld)

28 Projects – 5 Groups

Thursday, March 16, 2023

Draft 3D sketch plan (not final – just for information)



28 Projects – 5 Groups

Thursday, March 16, 2023

* The 3D sketch includes walls that won't actually be present (ref. live photo of area at Autoworld)



Rules for Participants

- At least one representative for each project shall be present at 16h30 for the set-up and until (approx.) 23h00 for the dismantling
- At least one representative for each project shall be present at 17h45 until 22h00 at their respective booths during the networking event
- **The conference is paperless: brochures, flyers and any other paper material are not welcomed neither in a brochures rack nor on your booth's table** (for alternative dissemination opportunities see below)
- Dissemination opportunities:
 - Roller Poster - To be brought by each project and set up the day of the exhibition (no recommended template)
 - One (or two) TV-Screen(s) for each Group – video materials
 - One additional TV-Screen is foreseen for the projects that are finished/finishing (HADRIAN, SAFE-UP, 5G-BLUEPRINT, 5G-MOBIX, ESRIUM)
 - Note for TV-Screens – you are not allowed to connect your own laptop (see actions in the next slide)
 - QR-CODE that links to the website of the project (or e.g. brochures electronic files)

Next Actions for Participants

- **Please confirm your participation to the EUCAD 2023 Exhibition by replying to the message by latest 17/03/2023.**
- **In the case you might not be able to attend anymore – Please notify us as soon as possible**
- It is mandatory to register to EUCAD 2023 in order to get a badge – Link [HERE](#)
- Please fill the online questionnaire at <https://forms.office.com/e/YCnUUE7uqJ> - **DEADLINE - 31/03**
- Send your project's logo (high resolution suitable for printing) to EUCAD2023@clepa.be - **DEADLINE 31/03**
- Produce the Roller Poster (if you do not have it) and bring it to the exhibition on 03/05/2023 at 16h30 for the set-up
- Please send your **videos in MP4 format** (any other format will not work) via WeTransfer to EUCAD2023@clepa.be – **DEADLINE 21/04/2023**
- In the case you do not have videos, you can send 3 slides to EUCAD2023@clepa.be – **DEADLINE 21/04/2023**
 - Please follow the “template” / instructions in the following slide
 - We will transform your 3 slides presentation into a video file
 - Any presentation longer than 3 slides will not be considered

Instructions for the 3 slides presentation

*This is only for the projects that have no video to present, **we will not consider presentations coming from project that already sent a video***

INSTRUCTIONS FOR CONTENT IN THE SLIDES:

- SLIDE 1 - TITLE: Facts & Figures, **this slide SHALL contain the following items** (and no less/additional content)
 - Acronym and full name of the project
 - Funding programme (e.g. H2020, Horizon Europe or national programme)
 - Budget and funding amount
 - Start and end date
 - Composition of the consortium with partners' logos
- SLIDE 2 – Content to be decided by the project
 - Example - objectives and achievements to date
 - Example – locations of the pilot sites
- SLIDE 3 – Content to be decided by the project
 - Example - foreseen next steps
 - Example – graphics or illustrations

- Please use your own project's template/visual identity
- Please **do not embed videos in the slides**
- Please **do not send presentation with more than 3 slides (they will not be considered)**

