




Quality Control Solutions Food Testing



QUALITY CONTROL SOLUTIONS FOR FOOD TESTING

ATCC® offers an expanding portfolio of quality control products to ensure the accuracy and reliability of your food safety programs. Through the development of customer-driven products, ATCC is making it easier for food manufacturers, processors, and contract testing laboratories to ensure the safety of consumable goods in accordance with FDA, the Food Safety Modernization Act, and food testing accreditation. Choose from among a variety of ATCC Quality Control Solutions, including:

- ATCC Reference Strains – including those cited in published laboratory methods
- ATCC Genuine Nucleics supporting the development and validation of rapid microbial methods
- ATCC Reporter-labeled Strains – including the USDA-cited GFP-labeled *Escherichia coli* O157

Trust ATCC Quality Control Solutions for accuracy, reliability, and the reproducibility needed to maintain outstanding food safety programs!



ATCC FOOD TESTING REFERENCE STRAINS

The validity of any microbial-based assay is dependent upon minimally passaged, fully characterized control organisms. One of our top priorities at ATCC is to provide high-quality reference strains for use in the routine testing of food products. Each ATCC reference strain is backed by meticulous laboratory procedures that ensure viability, identity, functionality, and purity, not only for our master seed stocks, but also for every distribution lot that we ship to your lab.

ATCC reference strains are frequently cited in published laboratory methods used by industry (see page 6 for details), and include a variety of cultures frequently associated with foodborne illness, such as:

- *Campylobacter* spp.
- *Escherichia coli*
- *Listeria monocytogenes*
- *Chronobacter sakazakii*
- *Bacillus* spp.
- *Salmonella enterica*
- *Shigella* spp.
- And more!

Don't take chances on the quality of your cultures. Insist on products that meet ATCC's world-renowned standards for high quality and safety. Visit our Food Testing page at www.atcc.org/Food to learn more!

ATCC® MINIS – MAKING IT EASY FOR YOU TO ENSURE THE ACCURACY OF YOUR ASSAYS

ATCC Minis are the same ATCC Genuine Cultures you've come to trust for your quality control assays, now offered in a convenient, single-use, "mini" format that allows you to get your assays moving faster.

- Put an end to do-it-yourself banking with each six-pack of ready-to-use quality control strains in glycerol stock
- Enjoy using the same ATCC strains you've come to trust with easy-to-open screw-cap tubes
- Make recordkeeping a snap with peel-off labels you can stick directly into your lab notebook
- Conveniently store your strains up to one year at -20°C*

It's easy to ensure the quality of your products with ATCC Minis – just open, plate, and go! Visit us online at www.atcc.org/minis to learn more.

*Some fastidious strains are not stable at -20°C. Please refer to the product sheet for an item's appropriate storage temperature.



Salmonella is one of the leading causes of foodborne illness in the United States



ATCC MICROBIAL PANELS – TAKING THE GUESSWORK OUT OF VALIDATION STUDIES

ATCC Microbial panels enable faster, more intelligent choices when selecting cultures for microbial-based disease research, including the development of novel detection methods for *Salmonella enterica*, Big-six non-O157 Shiga toxin-producing *Escherichia coli* (STEC), and enteric protozoa. Find your ATCC Microbial Panel for food testing online at www.atcc.org/mp.

ATCC®	Description	Application
MP-4™	<i>Clostridioides difficile</i> Panel	Building and testing new methods to detect <i>Clostridioides difficile</i> toxinotypes
MP-9™	Big-Six <i>Escherichia coli</i> Strains Panel	Quality control assays for non-O157 Shiga toxin-producing <i>Escherichia coli</i> (STEC)
MP-10™	Big-Six <i>Escherichia coli</i> Genomic DNA Panel	Quality control assays for non-O157 Shiga toxin-producing <i>Escherichia coli</i> (STEC)
MP-14™	Enteric Protozoa Genomic DNA Panel	Development of molecular-based assays used to diagnose intestinal disease caused by clinically relevant protozoa
MP-15™	<i>Salmonella enterica</i> Panel	Quality control assays for <i>Salmonella enterica</i> subsp. <i>enterica</i> serovars commonly associated with contaminated food or water
MP-20™	Big-Six Non-Toxigenic <i>Escherichia coli</i> Strains Panel	Non-toxigenic quality control strains for research on the Big-Six non-O157 serogroups
MP-26™	Non-pathogenic <i>Escherichia coli</i> Surrogates Indicators Panel	Validation applications include beef carcass intervention, beef processing, and selected antimicrobial treatments for <i>E. coli</i> O157:H7 or <i>Salmonella enterica</i>

ATCC® GENUINE NUCLEICS

Throughout the years, the use of rapid microbial methods in food testing has steadily grown to meet increased testing needs. To support this research, ATCC provides an expanding assortment of molecular tools, including:

- Genomic nucleic acids isolated from common foodborne microorganisms
- Synthetic nucleic acid standards representing key target regions from enteric pathogens such as Norovirus, Astrovirus, and Sapovirus
- Microbial panels comprising genomic DNA preparations isolated from enteric protozoa or the Big-Six non-O157 STEC serogroups
- *Enterococcus faecalis* quantitative DNA standard

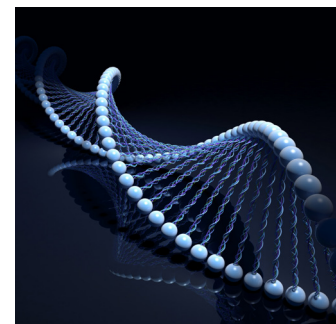
Save time and money with ready-to-use nucleic acid preparations from ATCC! Visit us online at www.atcc.org/GenuineNucleics to view our collection.

HOW ARE ATCC GENUINE NUCLEICS AUTHENTICATED?

Each preparation of high-quality DNA and RNA is isolated or synthetically derived under aseptic conditions to prevent cross-contamination. Further, batches have been fully authenticated and characterized by one or more of the following analyses:

- Agarose gel electrophoresis to ensure integrity
- Spectrophotometry to evaluate purity
- PicoGreen®, RiboGreen®, or Droplet Digital™ PCR (ddPCR™) to calculate concentration
- PCR to confirm functional activity
- Sequencing and short tandem repeat analyses confirm species identity

Don't take chances on the quality of your nucleic acids! Come to the source of ATCC Genuine Nucleics for your laboratory's molecular needs.



The ATCC Genuine Nucleics collection encompasses over 1,000 preparations, and is continuing to grow!

ATCC REPORTER-LABELED STRAINS

ATCC has developed GFP-labeled pathogenic microorganisms to serve as reporter systems that can be used in a variety of applications in both the basic and applied sciences. Each fluorescence-based reporter-labeled strain provides a readily measurable and distinguishable phenotype that can be applied in the analysis of:

- Food testing
- Microbial quantification and detection
- Host-pathogen interactions
- Drug discovery and compound screening
- In vivo imaging
- Quality control

To browse our collection of our reporter-labeled strains, visit us online at www.atcc.org/reporters.

BACTERIAL DETECTION AND QUANTIFICATION

ATCC GFP-labeled microorganisms can be used for a wide range of applications. The expression of a multicopy vector encoding a bright GFP variant (*gfpmut3*) or a synthetic non-*Aequorea* fluorescent protein facilitates visual identification when exposed to UV-light (Figure 1A) or imaged using a detection system such as the IVIS[®] Spectrum (PerkinElmer) (Figure 1B and 1C). Quick colony differentiation of GFP-labeled microorganisms from unlabeled organisms or contaminants can also be easily performed by using a hand-held UV wand.

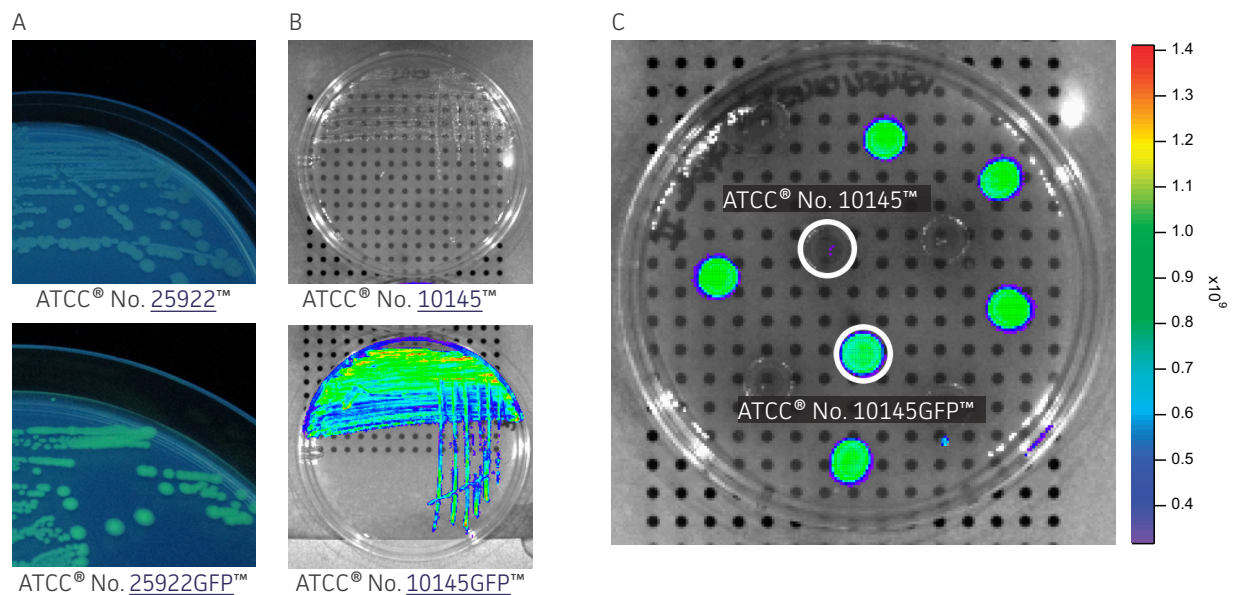



Figure 1: Visual detection of GFP-labeled microorganisms

GFP-LABELED STRAINS FOR FOOD TESTING

ATCC has developed GFP-labeled strains representing each of the STEC serotypes required in food testing, including serogroups O26, O45, O103, O111, O121, O145, and O157. These strains offer an efficient and reliable method to distinguish control strain cross-contamination from true contamination, and are appropriate for use as a positive control in quality control assays for *E. coli*.



ATCC REFERENCE STRAINS USED IN THE QUALITY CONTROL OF MEDIA

ATCC is dedicated to the continual improvement and diversification of our collection of food testing reference materials. To this end, we are constantly improving the technology used to characterize and authenticate the materials in our portfolio.

Only ATCC delivers high quality microorganisms for food testing applications that are authenticated through a polyphasic approach incorporating genotypic, phenotypic, proteotypic, and functional analyses, including:

- Antibiotic susceptibility testing
- Biochemical analyses
- ELISA
- Immunofluorescence
- Morphological analyses
- Sterility testing
- Phenotypic microarray
- Sequencing
- Serotyping
- Toxinotyping
- Viability testing
- VITEK® MS

The high quality nature of our products makes them ideal for use as QC organisms for ensuring the quality and functionality of culture media frequently used in food testing assays, including:

Organism	Selective Media	Quality Control Strains
<i>Bacillus cereus</i>	Mannitol-Egg Yolk-Polymyxin (MYP) Agar	<i>Bacillus cereus</i> (ATCC® 11778™) <i>Bacillus cereus</i> (ATCC® 14579™) <i>Bacillus megaterium</i> (ATCC® 14581™) <i>Bacillus circulans</i> (ATCC® 61™) <i>Bacillus subtilis</i> (ATCC® 6633™)
<i>Campylobacter</i>	<i>Campylobacter</i> Blood-free Selective Medium (CCDA)	<i>Campylobacter jejuni</i> (ATCC® 33291™) <i>Campylobacter jejuni</i> (ATCC® 33292™) <i>Campylobacter coli</i> (ATCC® 43478™) <i>Escherichia coli</i> (ATCC® 25922™)
<i>Escherichia coli</i> O157:H7	CHROMagar™ O157	<i>Escherichia coli</i> O157:H7 (ATCC® 43888™) <i>Escherichia coli</i> (ATCC® 25922™) <i>Escherichia coli</i> (ATCC® 13047™) <i>Enterococcus faecalis</i> (ATCC® 29212™)
<i>Listeria</i>	PALCAM Agar	<i>Escherichia coli</i> (ATCC® 25922™) <i>Enterococcus faecalis</i> (ATCC® 29212™) <i>Listeria monocytogenes</i> (ATCC® 7644™) <i>Listeria monocytogenes</i> (ATCC® 19114™) <i>Listeria monocytogenes</i> (ATCC® 19116™) <i>Staphylococcus aureus</i> subsp. <i>aureus</i> (ATCC® 25923™)
<i>Salmonella</i>	<i>Salmonella-Shigella</i> (SS) Agar Bismuth Sulfite (BS) Agar	<i>Salmonella enterica</i> (ATCC® 14028™) <i>Shigella flexneri</i> (ATCC® 12022™) <i>Escherichia coli</i> (ATCC® 25922™) <i>Enterococcus faecalis</i> (ATCC® 29212™)
<i>Staphylococcus aureus</i>	Baird Parker Agar	<i>Staphylococcus aureus</i> subsp. <i>aureus</i> (ATCC® 25923™) <i>Staphylococcus aureus</i> subsp. <i>aureus</i> (ATCC® 29213™) <i>Staphylococcus epidermidis</i> (ATCC® 12228™)
<i>Vibrio</i>	Thiosulfate Citrate Bile Salts Sucrose (TCBS) Agar	<i>Vibrio parahaemolyticus</i> (ATCC® 17802™) <i>Escherichia coli</i> (ATCC® 25922™) <i>Proteus mirabilis</i> (ATCC® 12453™)

ATCC REFERENCE STRAINS CITED IN PUBLISHED LABORATORY METHODS

Table 1: AOAC International

Method	ATCC® No.
AOAC 955.11 - Testing disinfectants against <i>Salmonella typhi</i>, phenol coefficient method.	
<i>Salmonella enterica</i> subsp. <i>enterica</i> AMC	6539™
AOAC 955.12 - Testing disinfectants against <i>Staphylococcus aureus</i>, phenol coefficient method.	
<i>Staphylococcus aureus</i> subsp. <i>aureus</i> FDA 209	6538™
AOAC 955.13 - Testing disinfectants against <i>Pseudomonas aeruginosa</i>, phenol coefficient method.	
<i>Pseudomonas aeruginosa</i> PRD-10	15442™
AOAC 955.14 - Testing Disinfectants against <i>Salmonella choleraesuis</i>, use-dilution methods	
<i>Salmonella enterica</i> subsp. <i>enterica</i> ETS 34	10708™
AOAC 955.15 - Testing Disinfectants against <i>Staphylococcus aureus</i>, use-dilution methods.	
<i>Staphylococcus aureus</i> subsp. <i>aureus</i> FDA 209	6538™
AOAC 955.17 - Fungicidal activity of disinfectants.	
<i>Trichophyton mentagrophytes</i> 640	9533™
AOAC 957.23 - Antibiotics in feeds, microbiological methods.	
<i>Bacillus cereus</i> FDA strain PCI 213	11778™
<i>Bacillus subtilis</i> subsp. <i>spizizenii</i> NRS 231	6633™
<i>Escherichia coli</i> UC 527	29998™
<i>Kocuria rhizophila</i> FDA strain PCI 1001	9341™
<i>Micrococcus luteus</i> Mercedita	7468™
<i>Micrococcus luteus</i> 130.21	10240™
<i>Saccharomyces cerevisiae</i>	9763™
<i>Staphylococcus epidermidis</i> FDA strain PCI 1200	12228™
AOAC 960.09 - Germicidal and detergent sanitizing action of disinfectants.	
<i>Escherichia coli</i> AMC 198	11229™
<i>Staphylococcus aureus</i> subsp. <i>aureus</i> FDA 209	6538™
AOAC 960.46 - Vitamin assays, microbiological method.	
<i>Lactobacillus delbrueckii</i> subsp. <i>lactis</i> 313	7830™
<i>Lacticaseibacillus rhamnosus</i>	7469™
AOAC 960.47 - Amino acids in vitamin preparations.	
<i>Enterococcus hirae</i> R	9790™
<i>Lactiplantibacillus plantarum</i> 17-5	8014™
<i>Pediococcus acidilactici</i>	8042™
AOAC 960.67 - Hygromycin B in feeds, microbiological method.	
<i>Bacillus subtilis</i> subsp. <i>spizizenii</i> NRS 231	6633™
AOAC 961.02 - Germicidal spray products as disinfectants.	
<i>Pseudomonas aeruginosa</i> PRD-10	15442™
<i>Salmonella enterica</i> subsp. <i>enterica</i> ETS 34	10708™
<i>Staphylococcus aureus</i> subsp. <i>aureus</i> FDA 209	6538™
<i>Trichophyton mentagrophytes</i> 640	9533™
AOAC 961.15 - Vitamin B6 (pyridoxine, pyridoxal, pyridoxamine) in food extracts, microbiological method.	
<i>Bacillus subtilis</i> subsp. <i>spizizenii</i> NRS 231	6633™
AOAC 962.14 - Beta-lactam antibiotics in milk, qualitative field disk assay.	
<i>Saccharomyces cerevisiae</i> 4228	9080™

Table 1: AOAC International (continued)

Method	ATCC® No.
AOAC 964.02 - Testing Disinfectants against <i>Pseudomonas aeruginosa</i>, use-dilution method.	
<i>Pseudomonas aeruginosa</i> PRD-10	15442™
AOAC 972.56 - Monensin in feeds, microbiological method.	
<i>Bacillus subtilis</i> subsp. <i>spizizenii</i> NRS 231	6633™
AOAC 976.37 - Monensin in feeds, turbidimetric method.	
<i>Enterococcus hirae</i> R	8043™
AOAC 977.37 - Chlortetracycline HCl in feeds, turbidimetric method.	
<i>Staphylococcus aureus</i> subsp. <i>aureus</i> 3R7089 strain Oxford	9144™
AOAC 982.16 - Beta-lactam antibiotics in milk, quantitative disc method.	
<i>Geobacillus stearothermophilus</i> NRS T15	10149™
AOAC 982.17 - Beta-lactam antibiotics in milk, qualitative disc method II.	
<i>Geobacillus stearothermophilus</i> NRS T15	10149™
AOAC 982.43 - Bacitracin in premix feeds.	
<i>Micrococcus luteus</i> 130.21	10240™
AOAC 984.34 - Detection of <i>Escherichia coli</i> producing heat-labile enterotoxin, DNA colony hybridization method.	
<i>Escherichia coli</i> H10407	35401™
<i>Escherichia coli</i> pBR313	37018™
AOAC 985.32 - Vitamin B6 in ready-to-feed milk-based infant formula, microbiological method.	
<i>Saccharomyces cerevisiae</i> 4228	9080™
AOAC 986.23 - Vitamin B12 activity in milk-based infant formula, turbidimetric method.	
<i>Lactobacillus delbrueckii</i> subsp. <i>lactis</i> 313	7830™
<i>Weissella confusa</i> 548-D	10881™
AOAC 991.38 - Salmonella in Foods.	
<i>Escherichia coli</i> FDA strain Seattle 1946	25922™
AOAC 991.47 - Testing disinfectants against <i>Salmonella choleraesuis</i>, hard surface carrier test method.	
<i>Salmonella enterica</i> subsp. <i>enterica</i> ETS 34	10708™
AOAC 992.05 - Folic acid (pteroylglutamic acid) in infant formula, microbiological methods.	
<i>Lactocaseibacillus rhamnosus</i>	7469™
AOAC 992.18 - <i>Listeria</i> species - Biochemical identification method (MICRO-ID) <i>Listeria</i>.	
<i>Lactococcus lactis</i> subsp. <i>cremoris</i> NCD0 607	19257™
<i>Listeria grayi</i> V-1	25400™
<i>Listeria monocytogenes</i> Li 20	19111™
<i>Listeria seeligeri</i> CIP 100100	35967™
<i>Streptococcus mitis</i>	6249™
AOAC 992.19 - <i>Listeria</i> species - Biochemical identification method (Vitek® GPI and GNI+).	
<i>Acinetobacter baumannii</i> 2208	19606™
<i>Bordetella bronchiseptica</i> 03127	10580™
<i>Enterococcus durans</i> 23C2	6056™
<i>Enterococcus faecalis</i> Portland	29212™
<i>Klebsiella pneumoniae</i> subsp. <i>pneumoniae</i>	13883™
<i>Proteus mirabilis</i>	7002™
<i>Pseudomonas aeruginosa</i> Boston 41501	27853™
<i>Serratia odorifera</i> 1073	33077™
<i>Shigella sonnei</i>	25931™
<i>Staphylococcus xylosum</i> KL 162	29971™

Table 1: AOAC International (continued)

Method	ATCC® No.
<i>Streptococcus equi</i> subsp. <i>equi</i> 2-1-23	9528™
<i>Streptococcus gallolyticus</i> 38	9809™
<i>Streptococcus pneumoniae</i> R36a rough phase	27336™
<i>Streptococcus pyogenes</i> Bruno	19615™
AOAC 993.29 - Bacitracin-MD (BMD) in complete feed, microbiological plate assay method.	
<i>Micrococcus luteus</i> 130.21	10240™
AOAC 997.17 - Microbial ranking of porous packaging materials (Exposure Chamber Method).	
<i>Bacillus atrophaeus</i> NRS 1221A	9372™
AOAC 998.02 - Neomycin in feeds - stahl microbiological agar diffusion assay.	
<i>Staphylococcus epidermidis</i> FDA strain PCI 1200	12228™
AOAC 2004.05 - Total folates in cereals and cereal foods.	
<i>Lactiseibacillus rhamnosus</i>	7469™

Table 2: U.S. Food and Drug Administration (BAM)

Method	ATCC® No.
BAM 10.F - Detection and enumeration of <i>Listeria monocytogenes</i> in foods, the CAMP Test.	
<i>Rhodococcus equi</i>	6939™
<i>Staphylococcus aureus</i> subsp. <i>aureus</i> Seattle 1945	25923™
<i>Staphylococcus pseudintermedius</i>	49444™
BAM 13b - Electrophoretic and immunoblot analysis of Staphylococcal Enterotoxins in food.	
<i>Staphylococcus aureus</i> subsp. <i>aureus</i> FDA 196E	13565™
BAM 20A - Inhibitory substances in milk.	
<i>Geobacillus stearothermophilus</i> NRS T15	10149™
<i>Kocuria rhizophila</i> FDA strain PCI 1001	9341™
BAM 24 - Identification of foodborne bacterial pathogens by Gene Probes: Enterotoxigenic <i>Escherichia coli</i>: Heat-Stable Enterotoxin (Human), Heat-Stable Enterotoxin (Porcine), and Heat-Labile Enterotoxin.	
<i>Escherichia coli</i> FDA strain Seattle 1946	25922™
BAM 24 - Identification of Foodborne Bacterial Pathogens by Gene Probes, <i>Listeria monocytogenes</i>: Combination of Invasion-Associated Protein (<i>iap</i>) and Hemolysin (<i>hly</i>) Gene Probes - AD713.	
<i>Listeria innocua</i> SLCC 3379	33090™
BAM 24 - Identification of Foodborne Bacterial Pathogens by Gene Probes, <i>Vibrio cholerae</i> ctxA11.	
<i>Vibrio cholerae</i>	14033™
BAM 24 - Identification of Foodborne Bacterial Pathogens by Gene Probes, <i>Vibrio vulnificus</i> VV6.	
<i>Vibrio cholerae</i>	14033™
<i>Vibrio vulnificus</i> 324	27562™
BAM 24 - Identification of Foodborne Bacterial Pathogens by Gene Probes, <i>Vibrio parahaemolyticus</i> tdh3.	
<i>Vibrio parahaemolyticus</i> EB 101	17802™
BAM 4.II.3 - Enumeration of <i>Escherichia coli</i> and the Coliform bacteria: LST-MUG method for detecting <i>Escherichia coli</i> in chilled or Frozen Foods Exclusive of Bivalve Molluscan Shellfish.	
<i>Enterobacter aerogenes</i> NCDC 819-56	13048™
<i>Escherichia coli</i> FDA strain Seattle 1946	25922™
BAM 5.D.7 - Salmonella: Isolation of Salmonella	
<i>Salmonella enterica</i> subsp. <i>diarizonae</i> 62	29934™

Table 3: British Standards Institution


Method	ATCC® No.
BS EN 1104:2005 - Paper and board intended to come into contact with foodstuffs - Determination of the transfer of antimicrobial constituents.	
<i>Aspergillus niger</i> 4247	6275™
BS EN 13697:2001 - Chemical disinfectants and antiseptics - Quantitative non-porous surface test for the evaluation of bactericidal and/or fungicidal activity of chemical disinfectants used in food, industrial, domestic and institutional areas - Test method and requirements without mechanical action (phase 2/step 2).	
<i>Aspergillus brasiliensis</i> WLRI 034(120)	16404™
<i>Candida albicans</i> 3147	10231™
<i>Enterococcus hirae</i> FDA M19	10541™
<i>Escherichia coli</i> MacLeod	10536™
<i>Pseudomonas aeruginosa</i> PRD-10	15442™
<i>Saccharomyces cerevisiae</i>	9763™
<i>Salmonella enterica</i> subsp. <i>Enterica</i>	13311™
<i>Staphylococcus aureus</i> subsp. <i>aureus</i> FDA 209	6538™
BS EN 13704:2002 - Chemical disinfectants - Quantitative suspension test for the evaluation of sporicidal activity of chemical disinfectants used in food, industrial, domestic and institutional areas - Test method and requirements (phase 2, step 1).	
<i>Bacillus cereus</i> type strain A, variant IV	12826™
<i>Bacillus subtilis</i> subsp. <i>spizizenii</i> NRS 231	6633™
BS EN 14131:2003 - Foodstuffs - Determination of folate by microbiological assay.	
<i>Lactiseibacillus rhamnosus</i>	7469™
BS EN 1650:1998 - Chemical disinfectants and antiseptics - Quantitative suspension test for the evaluation of fungicidal activity of chemical disinfectants and antiseptics used in food, industrial, domestic and institutional areas - Test method and requirements (phase 2, step 1).	
<i>Aspergillus brasiliensis</i> WLRI 034(120)	16404™
<i>Candida albicans</i> 3147	10231™
<i>Saccharomyces cerevisiae</i>	9763™
BS EN ISO 11290-1:1997 - Microbiology of food and animal feeding stuffs - Horizontal method for the detection and enumeration of <i>Listeria monocytogenes</i> - Part 1: Detection method, Annex B.	
<i>Enterococcus faecalis</i> Portland	29212™
<i>Escherichia coli</i> FDA strain Seattle 1946	25922™
<i>Listeria innocua</i> SLCC 3379	33090™
<i>Listeria monocytogenes</i> 1071/53	13932™
<i>Listeria monocytogenes</i> Li20	19111™
<i>Rhodococcus equi</i>	6939™
<i>Staphylococcus aureus</i> subsp. <i>aureus</i> Seattle 1945	25923™
BS EN ISO 11290-2:1998 - Microbiology of food and animal feeding stuffs - Horizontal method for the detection and enumeration of <i>Listeria monocytogenes</i> - Part 2: Enumeration method, Annex B.	
<i>Rhodococcus equi</i>	6939™
<i>Staphylococcus aureus</i> subsp. <i>aureus</i> Seattle 1945	25923™
BS EN ISO 21871:2006 - Microbiology of food and animal feeding stuffs.	
<i>Bacillus cereus</i> FDA strain PCI 213	11778™
<i>Escherichia coli</i> FDA strain Seattle 1946	25922™
<i>Escherichia coli</i> Crooks	8739™
BS EN ISO 6888-3:2003 - Microbiology of food and animal feeding stuffs - Horizontal method for the enumeration of coagulase-positive staphylococci (<i>Staphylococcus aureus</i> and other species) - Part3: Detection and MPN technique for low numbers.	
<i>Penicillium aurantiogriseum</i>	8732™
<i>Staphylococcus aureus</i> subsp. <i>aureus</i> FDA 209	6538™
DD ENV 14166:2001 - Foodstuffs - Determination of vitamin B6 by microbiological assay.	
<i>Saccharomyces cerevisiae</i> 4228	9080™


Table 4: International Organization for Standardization (ISO)


Method	ATCC® No.
ISO 6888-3:2003 - Microbiology of food and animal feeding stuffs - Horizontal method for the enumeration of coagulase - positive staphylococci (Staphylococcus aureus and other species) - Part3: Detection and MPN technique for low numbers.	
<i>Escherichia coli</i> FDA strain Seattle 1946	25922™
<i>Escherichia coli</i> Crooks	8739™
<i>Penicillium aurantiogriseum</i> H45	8732™
<i>Staphylococcus aureus</i> subsp. <i>aureus</i> FDA 209	6538™
<i>Staphylococcus aureus</i> subsp. <i>aureus</i> Seattle 1945	25923™
ISO 11290-2:1998 - Microbiology of food and animal feeding stuffs - Horizontal method for the detection and enumeration of Listeria monocytogenes - Part 2: Enumeration method.	
<i>Rhodococcus equi</i>	6939™
<i>Staphylococcus aureus</i> subsp. <i>aureus</i> Seattle 1945	25923™
ISO 11133-2:2003 - Microbiology of food and animal feeding stuffs - Guidelines on preparation and production of culture media - Part 2: Practical guidelines on performance testing of culture media.	
<i>Aspergillus brasiliensis</i> WLRI 034(120)	16404™
<i>Bacillus cereus</i> FDA strain PCI 213	11778™
<i>Bacillus subtilis</i> subsp. <i>spizizenii</i> NRS 231	6633™
<i>Candida albicans</i> 3147	10231™
<i>Citrobacter freundii</i> LRA 117.03.76	43864™
<i>Clostridium perfringens</i> 281/50	12916™
<i>Clostridium perfringens</i> CN 1491	13124™
<i>Enterococcus faecalis</i>	19433™
<i>Enterococcus faecalis</i> Portland	29212™
<i>Escherichia coli</i> FDA strain Seattle 1946	25922™
<i>Escherichia coli</i> Crooks	8739™
<i>Escherichia coli</i>	11775™
<i>Escherichia coli</i> CDC EDL 932	43894™
<i>Escherichia coli</i> CDC EDL 933	43895™
<i>Lactobacillus sakei</i> subsp. <i>sakei</i> T.S.	15521™
<i>Lactococcus lactis</i> subsp. <i>lactis</i> OJ	19435™
<i>Listeria monocytogenes</i> Li 20	19111™
<i>Listeria monocytogenes</i> 1071/53	13932™
<i>Pediococcus damnosus</i> Be.1	29358™
<i>Penicillium aurantiogriseum</i> IMI 19759	16025™
<i>Proteus mirabilis</i> CDC PR 14	29906™
<i>Pseudomonas aeruginosa</i> Boston 41501	27853™
<i>Saccharomyces cerevisiae</i>	9763™
<i>Salmonella enterica</i> subsp. <i>enterica</i> CDC K-1891	13076™
<i>Salmonella enterica</i> subsp. <i>enterica</i> CDC 6516-60	14028™
<i>Staphylococcus aureus</i> subsp. <i>aureus</i> FDA 209	6538™
<i>Staphylococcus aureus</i> subsp. <i>aureus</i> Seattle 1945	25923™
<i>Staphylococcus epidermidis</i> FDA strain PCI 1200	12228™
<i>Yersinia enterocolitica</i> 33114	9610™
<i>Yersinia enterocolitica</i> subsp. <i>enterocolitica</i> Billups-1803-68	23715™


Table 5: Japanese Industrial Standards (JIS)


Method	ATCC® No.
Jis K 3705:2008 Test Methods For Culture Media-Culture Medium For Salmonella Spp.-Detection Of Salmonella Spp.	
<i>Escherichia coli</i>	25922™
<i>Enterococcus faecalis</i>	29212™
Jis K 3706-1:2008 Test Methods For Culture Media-Culture Medium For Listeria Monocytogenes-Part 1: Detection Of Listeria Monocytogenes	
<i>Staphylococcus aureus</i>	25923™
<i>Escherichia coli</i>	25922™
<i>Enterococcus faecalis</i>	29212™
Jis K 3706-2:2008 Test Methods For Culture Media-Culture Medium For Listeria Monocytogenes-Part 1: Enumeration Of Listeria Monocytogenes	
<i>Staphylococcus aureus</i>	25923™
<i>Rhodococcus equi</i>	6939™



 10801 University Boulevard
Manassas, Virginia 20110-2209

 703.365.2700

 703.365.2701

 sales@atcc.org

 www.atcc.org

QC-042023-v09

©2023 American Type Culture Collection. The ATCC trademark and trade name, and any other trademarks listed in this publication are trademarks owned by the American Type Culture Collection unless indicated otherwise. © LGC Limited, 2019. All rights reserved. The LGC trademark is owned by LGC Limited and used under license. PicoGreen® and RiboGreen® are registered trademarks of Invitrogen™. Droplet Digital™ is a trademark of Bio-Rad Laboratories, Inc. IVIS® Spectrum is a registered trademark of PerkinElmer. CHROMagar™ is a trademark of Dr. A. Rambach. VITEK® is a registered trademark of bioMérieux.

These products are for laboratory use only. Not for human or diagnostic use. ATCC products may not be resold, modified for resale, used to provide commercial services or to manufacture commercial products without prior ATCC written approval.

